



# Dynapac SD2500CS


## Tracked pavers





### Technical data


 Masses	
Weight (incl. standard screed)	18.50 t


 Dimensions	
Basic width	2.55 m
Working width, max.	10.00 m
Working width, minimum (with reducing shoe)	2.05 m
Front ramp angle	15°


 Capacity	
Placement thickness (max)	310 mm
Theoretical placement capacity	800 t/h

 Material hopper	
Capacity	6.0 m <sup>3</sup>
Dumping height (center/outside)	555 mm /560 mm
Hopper width, internal	3,292 mm

 Traction	
--	--

 Engine	
Manufacturer/Model	Cummins QSB 6.7-C200
Emissions according to	Stage IV (Tier 4f)
Rated power, SAE J1995	149 kW @ 2,200 rpm with stepless rpm control and eco-mode
Electrical system	24 V
Fuel tank capacity	320 l

 Engine	
Manufacturer/Model	Cummins QSB 6.7-C190
Emissions according to	Stage IIIA (Tier 3)
Rated power, SAE J1995	142 kW @ 2,200 rpm with stepless rpm control and eco-mode

 Undercarriage	
Crawler length	2,900 mm
Crawler width	320 mm
Final drive	Hydrostatic final drives with hydraulic motors and planetary gear box

 Traction	
--	--